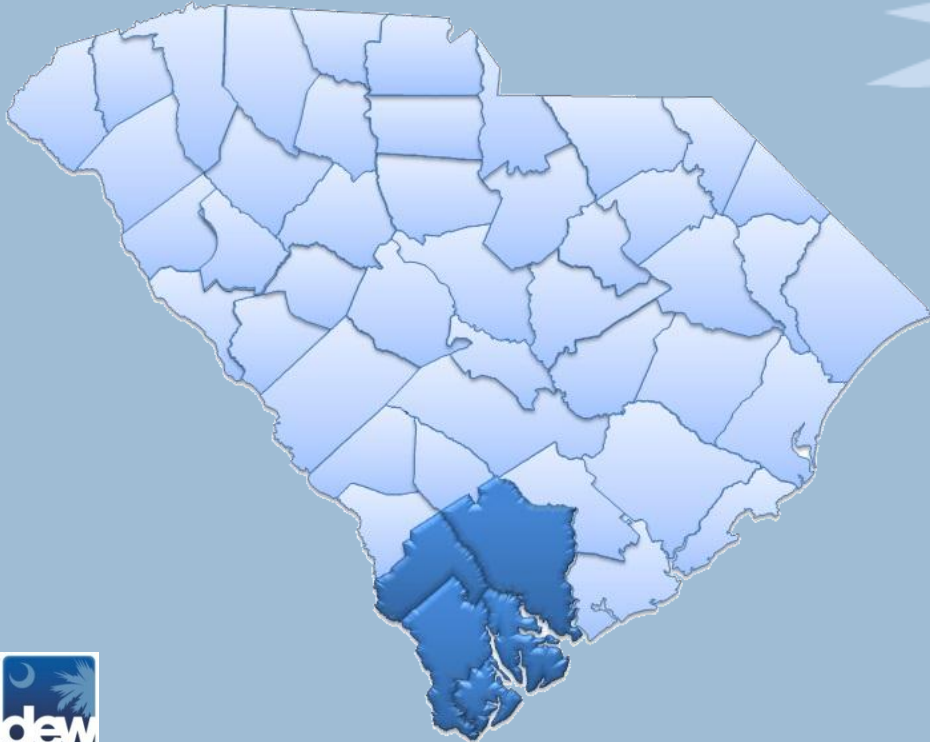


Lowcountry LWIA Workforce Report



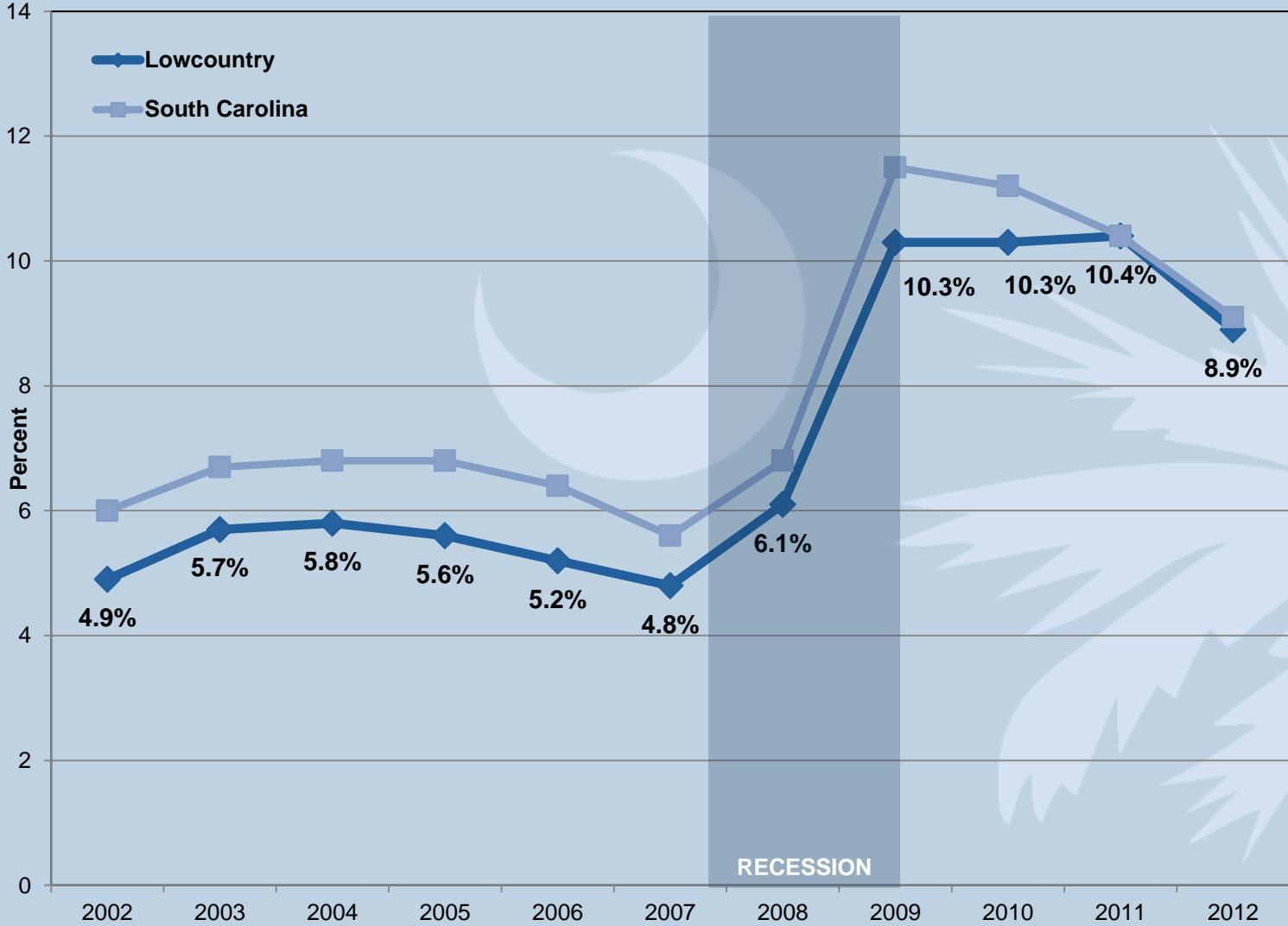
Purpose of the Report

Highlight Lowcountry's key workforce indicators for WIB information and planning using Labor Market Information (LMI) data sources.

Lowcountry Workforce Presentation

- Workforce Indicators
- Occupational Employment
- Occupations by Skill Levels

Unemployment Rate



Lowcountry WIA Commuting Patterns

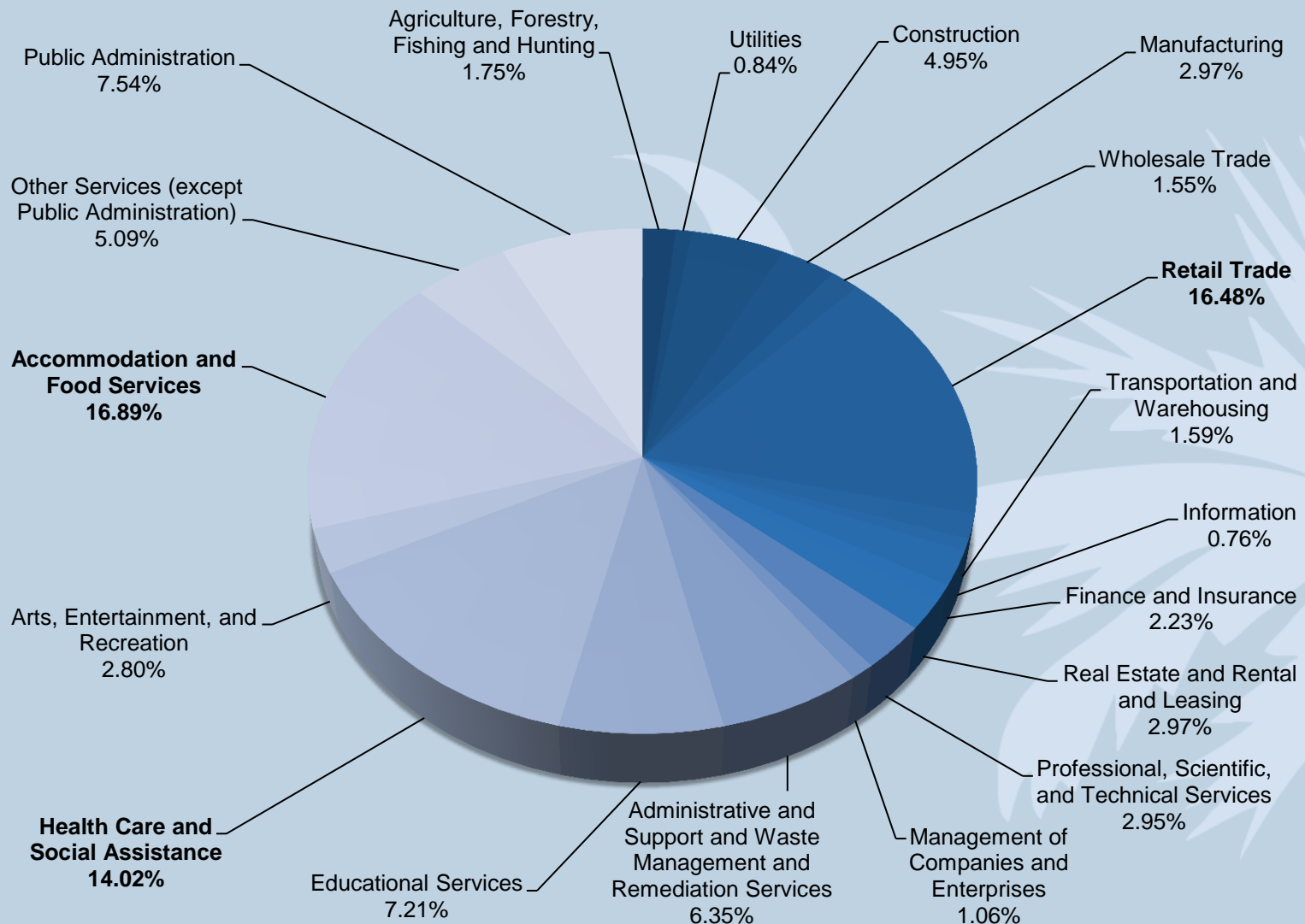
Outbound Commuters

From Lowcountry WIA To	10,953
Chatham County, GA	2,933
Charleston County, SC	2,238
Dorchester County, SC	1,158
Berkeley County, SC	498
Allendale County, SC	491

Inbound Commuters

To Lowcountry WIA From	7,755
Chatham County, GA	1,625
Dorchester County, SC	789
Effingham County, GA	704
Allendale County, SC	643

Lowcountry WIA Industry Employment



Top Lowcountry Occupations by Employment

Occupational Title	Total Employment	Hourly Average Wage (\$)
All Occupations	107,680	17.17
Retail Salespersons	5,320	12.26
Cashiers	4,700	8.90
Waiters and Waitresses	3,740	10.27
Landscaping and Groundskeeping Workers	2,790	10.37
Office Clerks, General	2,560	12.42
Combined Food Preparation and Serving Workers, Including Fast Food	2,470	8.81
Customer Service Representatives	2,280	13.18
Registered Nurses	2,220	31.13
Laborers and Freight, Stock, and Material Movers, Hand	1,860	10.80
Maintenance and Repair Workers, General	1,840	16.63
Janitors and Cleaners, Except Maids and Housekeeping Cleaners	1,830	10.77
Cooks, Restaurant	1,800	10.48
Maids and Housekeeping Cleaners	1,800	10.02
Secretaries and Administrative Assistants, Except Legal, Medical, and Executive	1,740	15.33

Current Lowcountry Occupations by Skill Level

**Job Skill Determined by Education,
Experience, and/or Training**

Skill Levels

LOW: Less than High School to High School/GED, Less than one year experience, Short-term OJT

MIDDLE: High School/GED with either one year experience or moderate OJT up to Bachelor's degree

HIGH: Bachelor's degree or higher

Top 50 Occupations by Job Skill

Job Skill	Number of Occupations
Low	29
Middle	17
High	4

Top Lowcountry Fastest-Growing Occupations

Occupation	Estimated Employment (2008)	Projected Employment (2018)
Registered Nurses	1,300	1,663
Medical Assistants	397	548
Management Analysts	351	461
Physicians and Surgeons, All Other	317	413
Hairdressers, Hairstylists, and Cosmetologists	255	323
Pharmacy Technicians	242	319
Dental Hygienists	184	255
Physical Therapists	155	207
Dental Assistants	134	175
Public Relations Specialists	118	149
Personal Financial Advisors	108	143
Medical and Public Health Social Workers	106	139
Police, Fire, and Ambulance Dispatchers	108	138
Surgical Technologists	89	121

Lowcountry Fastest-Growing Occupations by Skill Level

Job Skill Determined by Education, Experience, and/or Training

Skill Levels

LOW: Less than High School to High School/GED, Less than one year experience, Short-term OJT

MIDDLE: High School/GED with either one year experience or moderate OJT up to Bachelor's degree

HIGH: Bachelor's degree or higher

Top 50 Occupations by Job Skill

Job Skill	Number of Occupations
Low	9
Middle	24
High	17

Top SC Soft Skills in Demand

1. Oral and written communication skills
2. Customer Service Oriented
3. Problem solving
4. Detail oriented
5. Microsoft Office
6. Self-starting / Self-motivated
7. Organizational skills
8. Troubleshooting
9. Work independently
10. Sales experience

LMI Web Site & Contacts

LMI Director:
Brenda Lisbon
Blisbon@dew.sc.gov

Workforce Intelligence Manager:
Shannon Kinder
Skinder@dew.sc.gov

Workforce Intelligence Coordinator:
Alan Davis
Adavis@dew.sc.gov

www.SCWorkforceInfo.com



scworkforceinfo.com
Labor Market Information at your fingertips

Employment statistics, job forecasts, wages, demographics, and other labor market information help public and private organizations, researchers, and others better understand today's complex workforce. The Labor Market Information (LMI) Department collects, analyzes, and disseminates this data in cooperation with the U.S. Department of Labor's Bureau of Labor Statistics (BLS).

The data helps monitor and forecast national, statewide, and local economic trends, helping employers and job seekers make career, education, and economic development decisions. Better understanding employment trends and statistical trends help promote stable employment and economic growth.

Monthly Reports

Community Profile Report
A comprehensive report with economic, demographic, industry, occupation and education statistics for counties, metropolitan and workforce areas.

Insights - monthly report from the SC Department of Employment & Workforce with employment and unemployment analysis and review of unemployment insurance claims data for the state, counties and workforce areas. ([Insights Archive-Past 12 Months](#))

South Carolina Economic Outlook - monthly report from the SC Department of Commerce with key economic indicators for the state and regions.

Workforce & Business Indicators

Quarterly Workforce Indicators (QWI)
Includes data NAICS-based or SIC-based Quarterly Workforce indicators by state, geographic grouping, industry, year and quarter, gender, age group, and ownership.

Business Employment Dynamics (BED)
Business Employment Dynamics data are quarterly series of gross job gains and gross job losses statistics for the entire economy. These data track changes in employment at the establishment level, and thus provide a picture of the dynamics underlying aggregate net employment growth statistics.

Publications

State of the Workforce Report - This report presents a comprehensive view of the status of South Carolina's workforce and economy. The information and analysis provided in this publication is based on data collected from many sources throughout South Carolina and the nation, including the U.S. Census Bureau and the U.S. Bureau of Labor Statistics.

Local Workforce Investment Area (LWIA) Reports - These reports present a comprehensive view of the

Latest News

[South Carolina's Employment Situation - August 2013](#)

[SC Department of Employment and Workforce - Unemployment Rates By Area - August 2013](#)

[South Carolina Trio Joins Off-Tier 4 of the Recently Extended Emergency Unemployment Compensation Program](#)

[South Carolina chosen to help lead nation's initiative to prevent unemployment fraud](#)

[Federal unemployment benefits to end, impacting 29,000 South Carolinians](#)

[SC Department of Commerce News Release](#)

Of Special Interest...

[South Carolina Green Jobs Information](#)

Month	Employment (Thousands)
Aug 12	1,420
Sep 12	1,450
Oct 12	1,480
Nov 12	1,500
Dec 12	1,520
Jan 13	1,540
Feb 13	1,560
Mar 13	1,580
Apr 13	1,590
May 13	1,600
Jun 13	1,610
Jul 13	1,620
Aug 13	1,630

Month	South Carolina (%)	United States (%)
Aug 12	7.8	7.5
Sep 12	7.6	7.4
Oct 12	7.4	7.3
Nov 12	7.3	7.2
Dec 12	7.2	7.1
Jan 13	7.1	7.0
Feb 13	7.0	6.9
Mar 13	6.9	6.8
Apr 13	6.8	6.7
May 13	6.7	6.6
Jun 13	6.6	6.5
Jul 13	6.5	6.4
Aug 13	6.4	6.3

Questions

